


CLASS- I	SUMMER HOLIDAY HOMEWORK
-----------------	--------------------------------



Dear Children,

- 😊 You matter to us the most and we all Miss You!!!!
- 😊 Stay safe
- 😊 Be kind to your family
- 😊 Get creative

“This too shall pass and we will pick up right from where we left off!!!”

Summer  Holiday Homework is an initiative on our part, to inculcate innovativeness, creativity and interest in the tasks assigned to our students. It will not only enable the students to recapitulate what was taught but will also help them to connect themselves to the various learning processes.

SOME USEFUL SUGGESTIONS TO BE KEPT IN MIND:

- Spend quality time with your ward amidst this tensed environment.
- Give them small responsibilities in household chores which will aid them to be independent.
- Teach them the importance of moral values in their life.
- Keeping in view the prevailing situation, engage yourself in various indoor games with them.

GENERAL INSTRUCTIONS:

- Ensure that the holiday homework is completed by the children themselves. Parents should only act as a guide in completing the work.
- Homework should be completed neatly as per the given instructions and school script must be followed while doing written work in all the subjects.
- Homework will be assessed on the basis of neatness, creativity and originality of ideas.
- Practice writing daily in English and Hindi in old notebooks for good handwriting.
- Questions given in the worksheets should be done on a sheet with name, class, date and topic mentioned on the top.
- Holiday homework duly labelled will be asked for submission after the summer vacations through an assignment created on Google Classroom.

CLASS – I

ENGLISH WORKSHEET

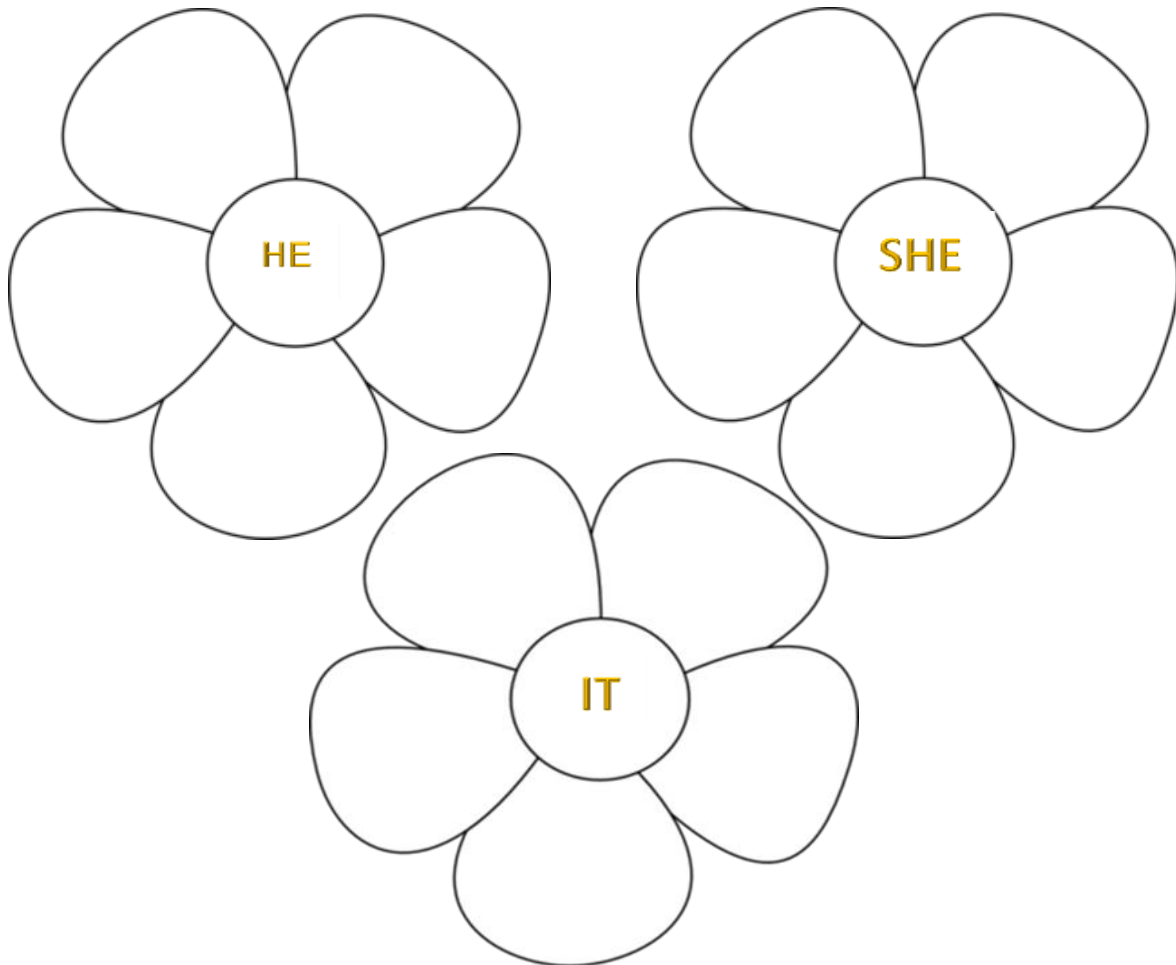
HE, SHE, IT



Hello, Friends

Read the following words write them in the correct flower petals.

Then, colour the petals using crayons of your choice.



CLASS – I

ENGLISH WORKSHEET

SIGHT WORDS ACTIVITY-
LEARNING BY DOING



Pick up a **Story Book**. Read one page daily and identify 2-3 sight words (words that you commonly read on a daily basis). Write them on an A-4 size sheet daily using colour pencils. Compile all the sheets together and make your own Sight Word Book.

Draw your favourite character from the story on the cover page, colour them and decorate your book.

Enjoy!



Here are examples of some sight words:

play	green	they	jump
come	what	like	said

▪ Sample story links given below:

1. <https://youtu.be/ZClqVZiGzXk>
2. https://youtu.be/bw_5JfrQ-aE

















▪ English Worksheets: Do page no- 11, 18, 44, 46, 47, 48, 49, and 50.

कक्षा -१

हिंदी कार्यपत्रक

वर्णमाला

नीचे दिए गए चित्रों को देखो और उनके नाम का पहला व्यंजन वर्ण लिखो।

कक्षा - १

हिंदी कार्यपत्रक

बिना मात्रा वाले शब्द

चित्रों को देखकर रिक्त स्थान भरो।



.....



.....



.....



.....



.....

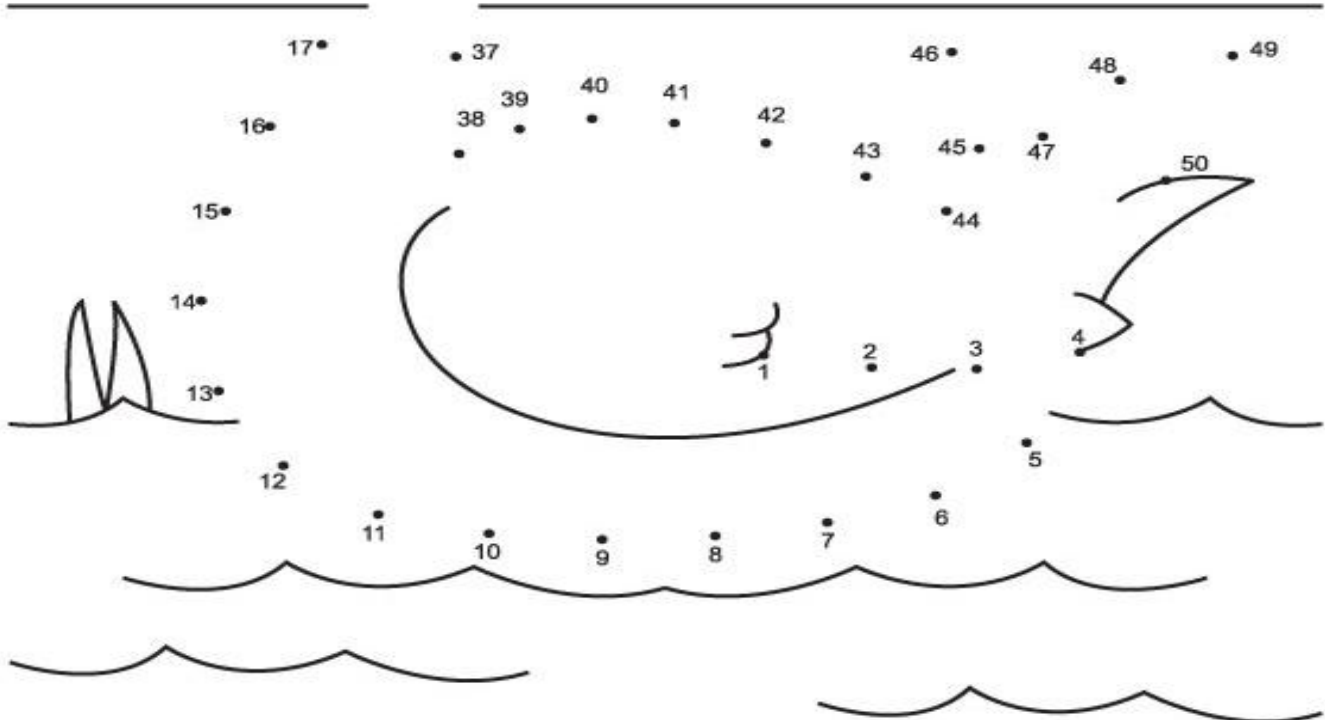

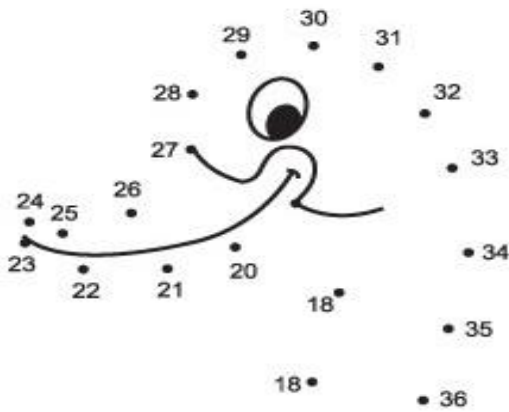


.....

CLASS-I	MATHEMATICS WORKSHEET	NUMBERS - 1 TO 50
----------------	------------------------------	--------------------------



Let's join the dots (starting from number 1-50 in a sequence), colour the picture and meet the duck.



CLASS-I

MATHEMATICS WORKSHEET

COMPARING NUMBERS



Greater Than (>)

Less Than (<)

Equal To (=)

Fill in the blanks using greater than (>), less than (<) or equal to (=) sign.

8

2

4

5

1

9

3

3

7

7

10

8

3

1

5

6

MATHEMATICS – LEARNING BY DOING

ACTIVITY 1: 3D MODEL OF YOUR FAVOURITE TRANSPORT USING DIFFERENT SHAPES

Create a 3D model of your favourite transport (car, bicycle, train etc.) using waste materials (old newspapers, magazines, ice-cream sticks, bottle caps etc). Place your waste materials in the form of different shapes like square, triangle, circle, rectangle, etc. Count the number of shapes used in your model and fill in the table given below.

Some samples are given below for reference: -



S.NO.	NAME OF THE SHAPE USED	COUNT OF EACH SHAPE

ACTIVITY 2: SNAKES AND LADDER GAME



INSTRUCTIONS: Make a 'snakes and ladder' board game using a cardboard of size not more than 10"×12". Paste a white sheet on it and make 50 boxes of equal size and colour the boxes as shown in the picture below. Write the numbers starting from 1- 50 in a sequence starting from bottom left.

Make two snakes and two ladders on any other colourful sheet, cut and paste on it as shown in the picture.



CLASS-I**COMPUTER WORKSHEET****PARTS OF A COMPUTER**

Identify and match the parts of the computer with its name.

**1.****keyboard****2.****monitor****3.****printer****4.****CPU****5.****mouse****6.****speaker**

CLASS- I	COMPUTER WORKSHEET	COMPUTER VS HUMAN BEING
-----------------	---------------------------	--------------------------------

How is a computer different from you? Write 'Yes' or 'No' against these questions:

a. Can you move?




Can a computer move?

b. Can you remember things?



Can a computer remember things?

c. Do you get tired?



Does a computer get tired?

d. Do you make mistakes?



Does a computer make mistakes?

e. Can you think?



Can a computer think?

ART AND CRAFT

Art and Craft Junction - Do the following pages:

Topics:

- Beat the Heat – Page no: 5



- Juicy Fruits – Page no: 10



- Underground Vegetables – Page no:11



- Sailing Boat – Page no: 13



- Tall Giraffe- Page no: 15



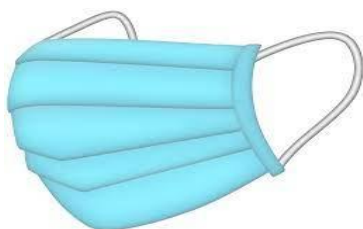
CLASS-I	GENERAL AWARENESS	PRECAUTIONS AGAINST COVID-19
----------------	--------------------------	-------------------------------------

In this pandemic time, you need to protect yourself from COVID-19 infections by following these simple measures:

- Clean your hands often. Use soap and water, or an alcohol-based hand rub.
- Maintain a safe distance from anyone who is coughing or sneezing.
- Wear a mask and don't touch your eyes, nose or mouth.
- Cover your nose and mouth with your bent elbow or a tissue when you cough or sneeze.
- Stay at home if you feel unwell.



- Now that you know how can we protect ourselves from the corona virus, can you all identify the things that can protect us from COVID-19? Circle from the pictures given below.



Face Mask



Hand Sanitizer



Shaking Hands

VIRTUAL TOURS

Our kids maybe home physically, but virtual tours can give them access to the rest of the outside world...

- You all must have travelled by a train in the past...Now let us take you on a virtual tour of **National Rail Museum of Delhi**. Click on the link to start the tour.

<https://youtu.be/UkVOLGf8RfY>

- Recycling is very important as waste has a huge negative impact on the environment. Let us take you on a virtual tour of **Recycling centre**. Click on the link to start the tour.

<https://youtu.be/zgLW9CSvpRw>

- Let's take a virtual tour of '**Animals World**' using the link:

<https://youtu.be/VSGy007Awzg>

https://youtu.be/YiztfQQF_jY

<https://youtu.be/Oxw6FoUNeT4>

<https://youtu.be/gjEwrOvWip>

